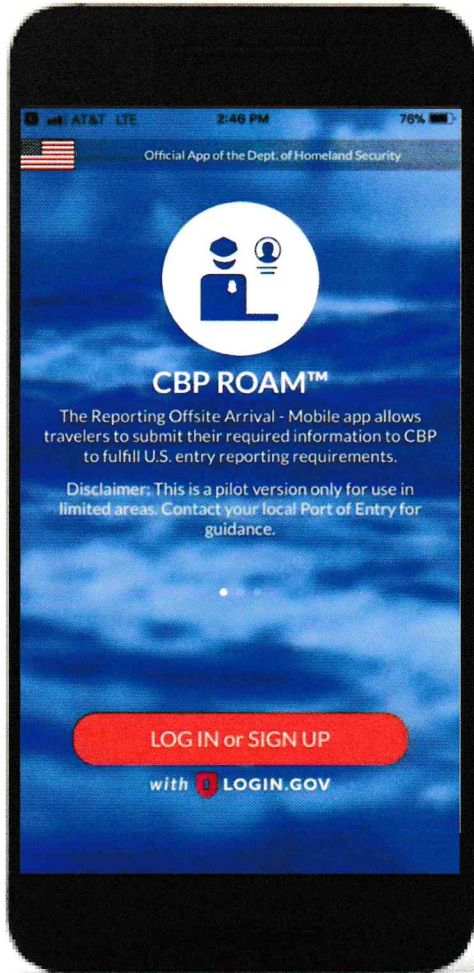


NOW AVAILABLE IN VERMONT!

CBP ROAM™

A new, more convenient way for boaters to report their U.S. entry to U.S. Customs and Border Protection!



Using CBP ROAM on a Personal Device



Download the “CBP ROAM” app from the Apple App Store or Google Play Store



Use the CBP ROAM app to create a login.gov profile and sign in to the app



Create mode of travel and traveler profiles



Report your arrival by selecting your profiles and completing trip information



A CBP officer may initiate a video chat, and will send a notification of approved entry or next steps

CBP ROAM may also be accessed via a tablet at a partner location!

CBP ROAM App Benefits

- **Streamlined reporting process** with reusable mode of travel and traveler profiles through login.gov
- **Shorter wait times** by reporting from a smart device, with the option to apply for “Verified Traveler” status
- **Greater convenience** with video inspections by CBP officers when applicable

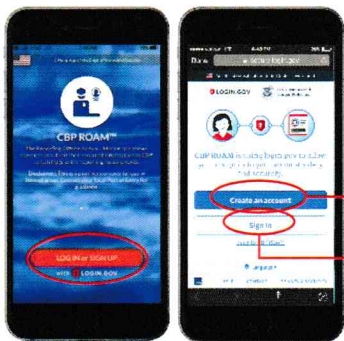
U.S. Customs and Border Protection

CBP ROAM™

Reporting Offsite Arrival - Mobile

HOW TO CREATE A LOGIN.GOV ACCOUNT

2 TAP "LOG IN OR SIGN UP" TO GO TO LOGIN.GOV



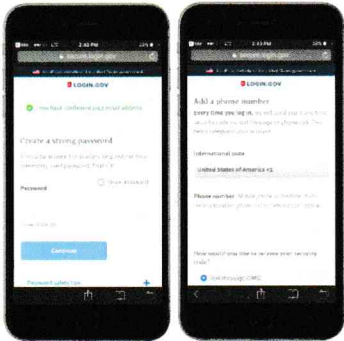
DON'T HAVE A LOGIN.GOV ACCOUNT?

Tap "Create an account" and follow steps 3-6!

ALREADY HAVE A LOGIN.GOV ACCOUNT?

Sign in and be redirected to the CBP ROAM app, where you can submit your trip!

4 CREATE PASSWORD & ADD PHONE NUMBER



✓ You will be directed back to login.gov to create a password

✓ Enter a phone number at which you can receive texts

6 REGISTRATION COMPLETE! RETURN TO CBP ROAM APP & SUBMIT TRIP



✓ Your registration is complete!

✓ Return to the CBP ROAM app and use it to submit your U.S. entry

✓ You can use your existing login.gov account for future trips

1 DOWNLOAD CBP ROAM APP

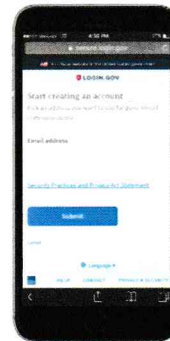


✓ Search for "CBP ROAM" in your respective app store

✓ Download and open the app!



3 CREATE ACCOUNT & CONFIRM EMAIL

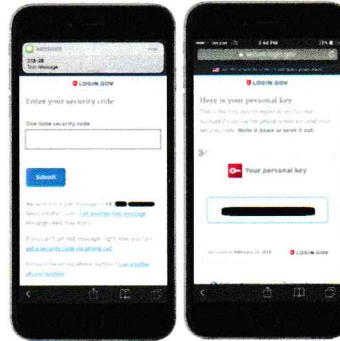


✓ Enter the email address you wish to use for the CBP ROAM app and hit "Submit"

✓ Check your email account for a message from login.gov

✓ Click on the link within the email to confirm your address

5 ENTER SECURITY CODE & SAVE PERSONAL KEY



✓ You will receive a one-time security code via text

✓ Enter the security code

✓ login.gov will assign you a personal key

✓ Save this personal key – you will need it if you forget your password!

WHAT IS LOGIN.GOV AND WHY DO I NEED AN ACCOUNT?

The CBP ROAM app uses login.gov—a free, simple, and secure program that offers the public one account to sign into multiple participating government sites.

To use the CBP ROAM app from your personal smart device, you must create a login.gov account. You can use this account to sign in every time you use the app.

U.S. Customs and Border Protection

CBP ROAM™



Reporting Offsite Arrival - Mobile

SETUP INSTRUCTIONS

1 DOWNLOAD THE CBP ROAM APP!

- Search "CBP ROAM" in the Apple App Store or Google Play Store and download the app



- Open the CBP ROAM app and enable location services



2 SIGN IN TO CBP ROAM VIA LOGIN.GOV

- Click "Log In or Sign Up" and accept the terms. The app will redirect to login.gov, where you can either create or access your existing account
- You must have a login.gov account to use the CBP ROAM app on a personal device



DO NOT HAVE a login.gov account? Tap "Create an Account" and follow the instructions

ALREADY HAVE a login.gov account? Sign in to your account, and you will be redirected back to the CBP ROAM app

3 ADD AND SAVE PROFILES

ADD AND SAVE PROFILES

Modes of Travel

- Select "Modes of Travel"
- Add a mode of travel and provide required information
- Save the profile for future use



Traveler Profile

- Select "Travelers"
- Add a traveler and provide required information
- Save the profile for future use
- Repeat this process for each traveler



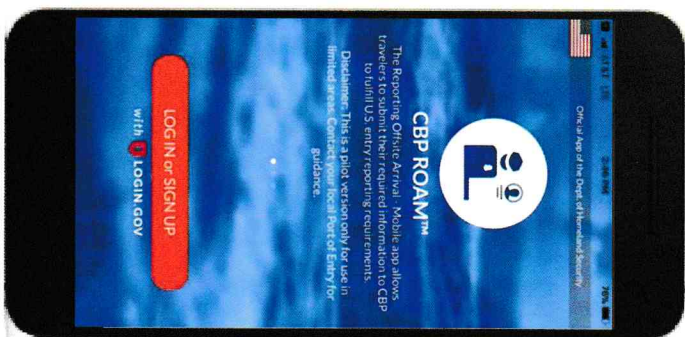
Verified Traveler

- Apply in advance of trip for facilitated processing
- CBP will determine and issue eligibility
- I-68, SVRS, LBO and Trusted Traveler numbers accepted in place of Verified Traveler status



TRIP SUBMISSION INSTRUCTIONS

Travelers can use the CBP ROAM app to report their U.S. entry to CBP



- ✓ Accept the terms and sign into CBP ROAM using your login.gov account
- ✓ Select "Create Trip"
- ✓ Select the mode of travel and passengers (saved in profile) on trip. Click "Add Mode of Travel" or "Add Traveler" to add new profiles
- ✓ If travelling by boat, select boat master
- ✓ Answer all trip detail and declaration questions
- ✓ Report your arrival
- ✓ A CBP officer will review your submission and may initiate a video chat if necessary
- ✓ CBP will notify you of your approved entry or next steps. A copy of your entry status will be provided via email

CBP ROAM App Benefits

- Streamlined reporting process** with reusable mode of travel and traveler profiles through login.gov
- Shorter wait times** by reporting from a smart device, with the option to apply for "Verified Traveler" status
- Greater convenience** with video inspections by CBP officers when applicable

Having technical issues? You can still call your local CBP Port of Entry for information on how/where to report your arrival. To provide feedback on the CBP ROAM app, email cbproam@cbp.dhs.gov

Last Modified: July 24, 2018